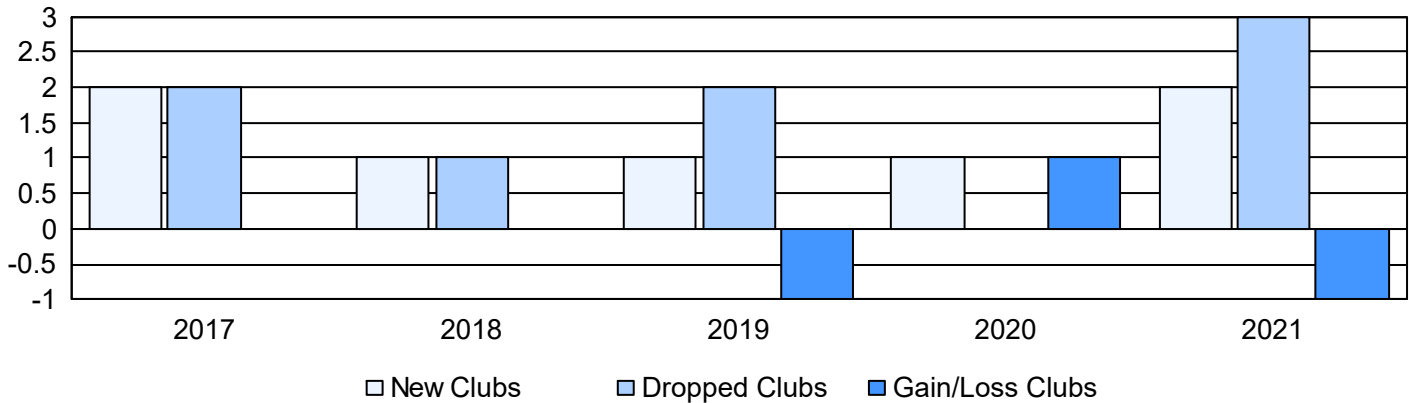
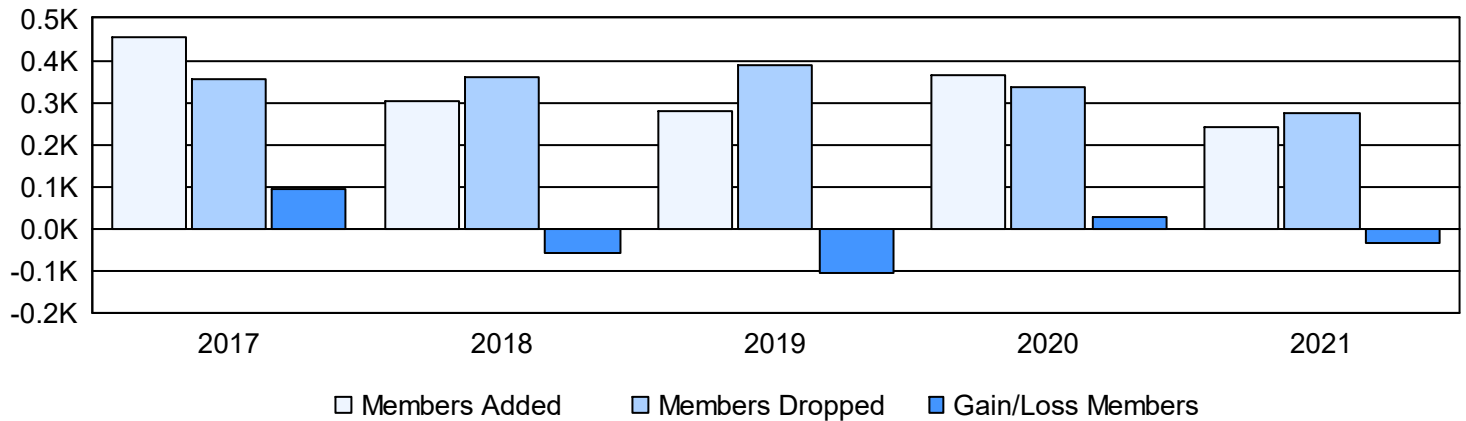


Year	New Clubs	Dropped Clubs	Gain/ Loss Clubs	New Members	Charter Members	Reinstate Members	Transfer Members	Total Member Added	Total Members Dropped	Gain/ Loss Members
2016-2017	2	2	0	378	62	11	2	453	357	96
2017-2018	1	1	0	261	30	11	0	302	362	-60
2018-2019	1	2	-1	226	29	23	2	280	388	-108
2019-2020	1	0	1	266	56	40	2	364	338	26
2020-2021	2	3	-1	167	62	10	2	241	275	-34
<b>Average</b>	<b>1</b>	<b>2</b>	<b>0</b>	<b>260</b>	<b>48</b>	<b>19</b>	<b>2</b>	<b>328</b>	<b>344</b>	<b>-16</b>

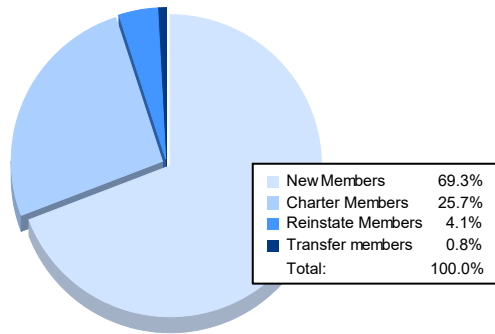
### Clubs



### Members



### Membership Composition June 2021 Cumulative



### Gender Composition June 2021 Cumulative

